

1125, 1185 & 1195 Series

1125, 1185 & 1195 Series "Fuel" hose reels have been selected specifically for fuel delivery. The 1125, 1185 & 1195 Series are suitable for a wide variety of fuel applications the require a large capacity hose.

Static discharge reels are the ideal accompaniment and designed to be used in combustible environments where static build up could ignite a spark and subsequent explosion.

1125, 1185 & 1195 SERIES Offers...

- ✓ Solid Steel Swivel (Zinc Plated above 25mm - 1")
- ✓ Viton Seals Suitable For Diesel & Petrol
- ✓ Hose I.D. Up to 51mm (2") for maximum flow



MOTOR
MANUAL
SPRING

Drive Type	Manual
	Motor
Media	Fuel
Swivel material	Steel
Seal material	Viton

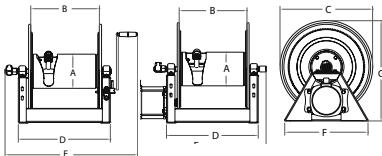
Also available in
STAINLESS STEEL
Please see page 20 & 21

1125, 1185 & 1195 SERIES // Fuel

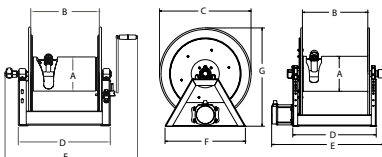
MODEL no hose	I.D.	O.D.	Length	I.D.*	O.D.*	Length*	BAR	Inlet F NPT 90°	Outlet F NPT	KG	Size
1125-5-50	19mm	29mm	15 m	12mm	17mm	30 m	200	3/4"	3/4"	17	1
1125-5-100	19mm	29mm	30 m	12mm	17mm	61 m	200	3/4"	3/4"	19	2
1125-5-175	19mm	29mm	53 m	12mm	17mm	98 m	200	3/4"	3/4"	23	3
1125-5-200	19mm	29mm	61 m	12mm	17mm	136 m	200	3/4"	3/4"	25	4
1125-5-250	19mm	29mm	76 m	12mm	17mm	152 m	200	3/4"	3/4"	27	5
1125-6-35	25mm	37mm	11 m	19mm	29mm	15 m	200	1"	1"	23	6
1125-6-50	25mm	37mm	15 m	19mm	29mm	23 m	200	1"	1"	25	7
1125-6-75	25mm	37mm	23 m	19mm	29mm	36 m	200	1"	1"	28	8
1125-6-100	25mm	37mm	30 m	19mm	29mm	45 m	200	1"	1"	31	9
1185-1124	38mm	51mm	15 m	32mm	44mm	23 m	41	1.5"	1.5"	35	10
1185-1524	38mm	51mm	23 m	32mm	44mm	30 m	41	1.5"	1.5"	37	11
1185-2020	38mm	51mm	20 m	32mm	44mm	24 m	41	1.5"	1.5"	32	12
1185-2024	38mm	51mm	30 m	32mm	44mm	38 m	41	1.5"	1.5"	43	13
1185-2028	38mm	51mm	38 m	32mm	44mm	55 m	41	1.5"	1.5"	49	14
1185-2528	38mm	51mm	46 m	32mm	44mm	67 m	41	1.5"	1.5"	55	15
1185-3324	38mm	51mm	53 m	32mm	44mm	68 m	41	1.5"	1.5"	70	16
1185-3328	38mm	51mm	76 m	32mm	44mm	99 m	41	1.5"	1.5"	77	17
1195-2428	51mm	65mm	27 m	38mm	51mm	41 m	41	2"	2"	77	18
1195-3228	51mm	65mm	38 m	38mm	51mm	53 m	41	2"	2"	99	19

Not suitable for Euro 95/98 type fuel *Adapter required

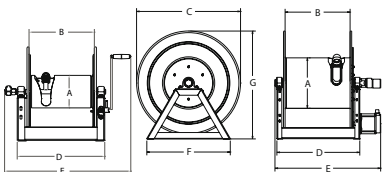
1125 SERIES



1185 SERIES



1195 SERIES



MOTORS DRIVEN MODELS // Add the suffix to hand crank models above

Suffix #	Motor Type	Description	Extra KG
A	AIR #4 GAST	Comp. Air Motor	4
E	ELECTRIC - 12V DC	1/3 HP	6
EB	ELECTRIC - 24V DC	1/2 HP	12
ED	ELECTRIC Explosion Proof	1/2 HP	12
EA	ELECTRIC Explosion Proof - 115V DC	1/2 HP	12
H	HYDRAULIC	End Ported 9/16-18 UNF	3

DIMENSIONS

SIZE	A	B	C	D	E Crank	E Electirc	E Air	F	G Crank	G Electric	G Air
1	159	152	445	289	540	467	419	385	460	476	476
2	159	305	445	441	692	619	264	385	460	476	476
3	159	457	445	594	845	770	728	385	460	476	476
4	159	610	445	746	997	924	876	385	460	476	476
5	159	711	445	848	1098	1026	978	385	460	476	476
6	159	241	445	378	641	556	508	385	460	476	476
7	159	394	445	530	794	708	660	385	460	476	476
8	159	559	445	695	959	873	364	385	460	476	476
9	159	711	445	848	1111	1026	978	385	460	476	476
10	267	292	610	292	611	589	617	564	635	-	-
11	267	394	610	535	713	766	720	564	635	-	-
12	267	292	508	650	827	881	833	498	549	-	-
13	267	508	610	636	827	881	833	564	635	-	-
14	267	508	711	636	827	881	833	622	737	-	-
15	267	635	711	764	954	1008	960	568	737	-	-
16	267	838	610	967	1157	1211	1163	622	635	-	-
17	267	838	711	967	1157	1211	1163	622	737	-	-
18	394	610	711	752	876	876	876	622	768	-	-
19	394	813	711	955	464	464	1079	622	768	-	-



Large Capacity Manual & Motor Hose Reels

MOTOR

MANUAL

SPRING

1185 & 1195 Series

1185 and 1195 Series hand crank and motor driven hose reels are designed to handle long lengths of large diameter hose for increased volume delivery. The exclusive low profile outlet riser and open drum design provide a non-crimping, flat smooth hose wrap. The sturdy all welded "A" frame base provides exceptional strength to handle the extra weight without sacrificing performance, even in demanding mobile applications.



1185 SERIES Offers...

- ✓ Swivel Is Bolted Directly To The Bearing Housing
- ✓ Low Profile Outlet Riser & Open Hose Slot For Even Hose Wraps
- ✓ Horizontal Surface Mount Bearings Instead Of Flange Mounted
- ✓ Brake Assembly Provides Adj. Friction To Brake Or Lock The Drum
- ✓ One Piece All Welded Steel "A" Frame Construction

Drive Type

Manual

Motor

Media

Air,

Water

Oil

Grease

Fuel

Swivel material

Steel

Seal material

Nitrile

Also available in
STAINLESS STEEL
Please see page 20 & 21

1185 HAND CRANK MODELS // Air & Water & Oil

MODEL no hose	I.D.	O.D.	Length	I.D.*	O.D.*	Length*	BAR	Inlet F NPT	Outlet F NPT	KG	Size
1185-1124	38mm	51mm	15 m	32mm	44mm	23 m	41	1.5"	1.5"	35	1
1185-1524	38mm	51mm	23 m	32mm	44mm	30 m	41	1.5"	1.5"	37	2
1185-2020	38mm	51mm	20 m	32mm	44mm	24 m	41	1.5"	1.5"	32	3
1185-2024	38mm	51mm	30 m	32mm	44mm	38 m	41	1.5"	1.5"	43	4
1185-2028	38mm	51mm	38 m	32mm	44mm	55 m	41	1.5"	1.5"	49	5
1185-2528	38mm	51mm	46 m	32mm	44mm	67 m	41	1.5"	1.5"	55	6
1185-3324	38mm	51mm	53 m	32mm	44mm	68 m	41	1.5"	1.5"	70	7
1185-3328	38mm	51mm	76 m	32mm	44mm	99 m	41	1.5"	1.5"	77	8

1195 HAND CRANK MODELS // Air & Water & Oil

MODEL no hose	I.D.	O.D.	Length	I.D.*	O.D.*	Length*	BAR	Inlet F NPT	Outlet F NPT	KG	Size
1195-932	51mm	65mm	15 m	38mm	57mm	18 m	41	2"	2"	58	9
1195-1332	51mm	65mm	23 m	38mm	57mm	30 m	41	2"	2"	67	10
1195-2032	51mm	65mm	35 m	38mm	57mm	45 m	41	2"	2"	84	11
1195-1728	51mm	65mm	18 m	38mm	57mm	26 m	41	2"	2"	61	12
1195-2428	51mm	65mm	27 m	38mm	57mm	41 m	41	2"	2"	77	13
1195-3228	51mm	65mm	38 m	38mm	57mm	53 m	41	2"	2"	99	14

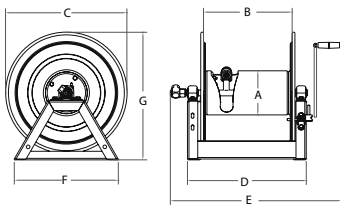
MOTORS DRIVEN MODELS // Add the suffix to hand crank models above

Suffix #	Motor Type	Description	Extra KG
A	AIR #4 GAST	Comp. Air Motor	4
AB	AIR #6 GAST	Comp. Air Motor	8
E	ELECTRIC - 12V DC	1/3 HP	6
EB	ELECTRIC - 24V DC	1/2 HP	12
ED	ELECTRIC Explosion Proof	1/2 HP	12
EA	ELECTRIC Explosion Proof - 115V DC	1/2 HP	12
H	HYDRAULIC	End Ported 9/16-18 UNF	3
C	CRANK	Bevel Gear	2

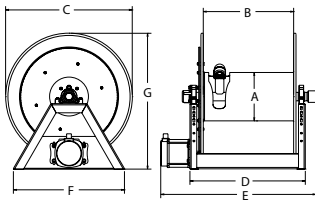
DIMENSIONS

SIZE	A	B	C	D	Crank E	Elec E	Air E	F	G
1	267	292	610	292	611	589	617	564	635
2	267	394	610	535	713	766	720	564	635
3	267	292	508	650	827	881	833	498	549
4	267	508	610	636	827	881	833	564	635
5	267	508	711	636	827	881	833	622	737
6	267	635	711	764	954	1008	960	568	737
7	267	838	610	967	1157	1211	1163	622	635
8	267	838	711	967	1157	1211	1163	622	737
9	394	241	813	385	508	508	508	650	845
10	394	343	813	485	610	610	610	650	845
11	394	508	813	650	774	774	774	650	845
12	394	445	711	587	711	711	711	622	768
13	394	610	711	752	876	876	876	622	768
14	394	813	711	955	464	464	1079	622	768

1185/1195 SERIES CRANK



1185 SERIES MOTOR



1195 SERIES MOTOR

