

1125, 1185 & 1195 Series

1125, 1185 & 1195 Series "Fuel" hose reels have been selected specifically for fuel delivery. The 1125, 1185 & 1195 Series are suitable for a wide variety of fuel applications the require a large capacity hose.

Static discharge reels are the ideal accompaniment and designed to be used in combustible environments where static build up could ignite a spark and subsequent explosion.

1125, 1185 & 1195 SERIES Offers...

- ✓ Solid Steel Swivel (Zinc Plated above 25mm - 1")
- ✓ Viton Seals Suitable For Diesel & Petrol
- ✓ Hose I.D. Up to 51mm (2") for maximum flow



MOTOR
MANUAL
SPRING

Drive Type	Manual
	Motor
Media	Fuel
Swivel material	Steel
Seal material	Viton

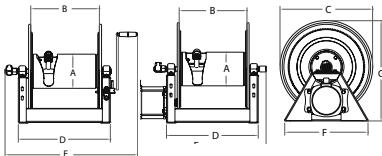
Also available in
STAINLESS STEEL
Please see page 20 & 21

1125, 1185 & 1195 SERIES // Fuel

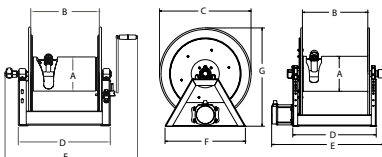
MODEL no hose	I.D.	O.D.	Length	I.D.*	O.D.*	Length*	BAR	Inlet F NPT 90°	Outlet F NPT	KG	Size
1125-5-50	19mm	29mm	15 m	12mm	17mm	30 m	200	3/4"	3/4"	17	1
1125-5-100	19mm	29mm	30 m	12mm	17mm	61 m	200	3/4"	3/4"	19	2
1125-5-175	19mm	29mm	53 m	12mm	17mm	98 m	200	3/4"	3/4"	23	3
1125-5-200	19mm	29mm	61 m	12mm	17mm	136 m	200	3/4"	3/4"	25	4
1125-5-250	19mm	29mm	76 m	12mm	17mm	152 m	200	3/4"	3/4"	27	5
1125-6-35	25mm	37mm	11 m	19mm	29mm	15 m	200	1"	1"	23	6
1125-6-50	25mm	37mm	15 m	19mm	29mm	23 m	200	1"	1"	25	7
1125-6-75	25mm	37mm	23 m	19mm	29mm	36 m	200	1"	1"	28	8
1125-6-100	25mm	37mm	30 m	19mm	29mm	45 m	200	1"	1"	31	9
1185-1124	38mm	51mm	15 m	32mm	44mm	23 m	41	1.5"	1.5"	35	10
1185-1524	38mm	51mm	23 m	32mm	44mm	30 m	41	1.5"	1.5"	37	11
1185-2020	38mm	51mm	20 m	32mm	44mm	24 m	41	1.5"	1.5"	32	12
1185-2024	38mm	51mm	30 m	32mm	44mm	38 m	41	1.5"	1.5"	43	13
1185-2028	38mm	51mm	38 m	32mm	44mm	55 m	41	1.5"	1.5"	49	14
1185-2528	38mm	51mm	46 m	32mm	44mm	67 m	41	1.5"	1.5"	55	15
1185-3324	38mm	51mm	53 m	32mm	44mm	68 m	41	1.5"	1.5"	70	16
1185-3328	38mm	51mm	76 m	32mm	44mm	99 m	41	1.5"	1.5"	77	17
1195-2428	51mm	65mm	27 m	38mm	51mm	41 m	41	2"	2"	77	18
1195-3228	51mm	65mm	38 m	38mm	51mm	53 m	41	2"	2"	99	19

Not suitable for Euro 95/98 type fuel *Adapter required

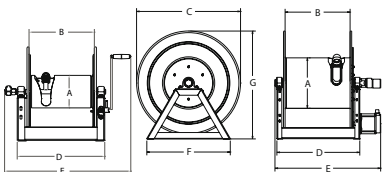
1125 SERIES



1185 SERIES



1195 SERIES



MOTORS DRIVEN MODELS // Add the suffix to hand crank models above

Suffix #	Motor Type	Description	Extra KG
A	AIR #4 GAST	Comp. Air Motor	4
E	ELECTRIC - 12V DC	1/3 HP	6
EB	ELECTRIC - 24V DC	1/2 HP	12
ED	ELECTRIC Explosion Proof	1/2 HP	12
EA	ELECTRIC Explosion Proof - 115V DC	1/2 HP	12
H	HYDRAULIC	End Ported 9/16-18 UNF	3

DIMENSIONS

SIZE	A	B	C	D	E Crank	E Electirc	E Air	F	G Crank	G Electric	G Air
1	159	152	445	289	540	467	419	385	460	476	476
2	159	305	445	441	692	619	264	385	460	476	476
3	159	457	445	594	845	770	728	385	460	476	476
4	159	610	445	746	997	924	876	385	460	476	476
5	159	711	445	848	1098	1026	978	385	460	476	476
6	159	241	445	378	641	556	508	385	460	476	476
7	159	394	445	530	794	708	660	385	460	476	476
8	159	559	445	695	959	873	364	385	460	476	476
9	159	711	445	848	1111	1026	978	385	460	476	476
10	267	292	610	292	611	589	617	564	635	-	-
11	267	394	610	535	713	766	720	564	635	-	-
12	267	292	508	650	827	881	833	498	549	-	-
13	267	508	610	636	827	881	833	564	635	-	-
14	267	508	711	636	827	881	833	622	737	-	-
15	267	635	711	764	954	1008	960	568	737	-	-
16	267	838	610	967	1157	1211	1163	622	635	-	-
17	267	838	711	967	1157	1211	1163	622	737	-	-
18	394	610	711	752	876	876	876	622	768	-	-
19	394	813	711	955	464	464	1079	622	768	-	-



Hand Crank & Motor Driven Reels

MOTOR
MANUAL
SPRING

1125 Series

1125 Series hand crank and motorized hose reels have the features demanded by industry professionals. The industry preferred design features a sturdy one piece all welded "A" frame base, low profile riser and open drum slot design provides a non-crimping, flat smooth hose wrap.

1125 SERIES Offers...

- ✓ One Piece All Welded Steel "A" Frame Construction
- ✓ Low Profile Riser & Open Drum Slot For Smooth, Even Hose Wraps
- ✓ Direct Gear Drive On Motor Driven Models - No Chains
- ✓ Permanently Lubricated Pillow Block Bearings For Smooth Rotation
- ✓ Long-Handled Lock Pin Secures Reel From Rotation
- ✓ Adjustable Friction Brake Assembly To Brake Or Lock The Drum
- ✓ Brass BSP Swivel Inlet Machined From Solid (Zinc Plated Steel On 1" Models)



Drive Type	Manual
	Motor
Media	Air,
	Water
	Oil
Swivel material	Brass
Seal material	Viton

Also available in
STAINLESS STEEL
Please see page 20 & 21

1125 HAND CRANK MODELS // Air & Water & Oil

MODEL no hose	I.D.	O.D.	Length	I.D.*	O.D.*	Length*	BAR	Inlet F NPT 90°	Outlet F NPT	KG	Size
1125-4-100	12mm	21 mm	30 m	10mm	17mm	42 m	210	1/2"	1/2"	16	1
1125-4-200	12mm	21 mm	61 m	10mm	17mm	91 m	210	1/2"	1/2"	18	2
1125-4-325	12mm	21 mm	99 m	10mm	17mm	136 m	210	1/2"	1/2"	22	3
1125-4-450	12mm	21 mm	136 m	10mm	17mm	189 m	210	1/2"	1/2"	24	4
1125-4-500	12mm	21 mm	152 m	10mm	17mm	212 m	210	1/2"	1/2"	26	5
1125-5-50	19mm	29 mm	15 m	12mm	21mm	30 m	210	3/4"	3/4"	17	6
1125-5-100	19mm	29 mm	30 m	12mm	21mm	61 m	210	3/4"	3/4"	19	7
1125-5-175	19mm	29 mm	53 m	12mm	21mm	98 m	210	3/4"	3/4"	23	8
1125-5-200	19mm	29 mm	61 m	12mm	21mm	136 m	210	3/4"	3/4"	25	9
1125-5-250	19mm	29 mm	76 m	12mm	21mm	152 m	210	3/4"	3/4"	27	10
1125-6-35	25mm	37 mm	10 m	19mm	29mm	15 m	210	1"	1"	23	11
1125-6-50	25mm	37 mm	15 m	19mm	29mm	23 m	210	1"	1"	25	12
1125-6-75	25mm	37 mm	23 m	19mm	29mm	36 m	210	1"	1"	28	13
1125-6-100	25mm	37 mm	30 m	19mm	29mm	45 m	210	1"	1"	31	14

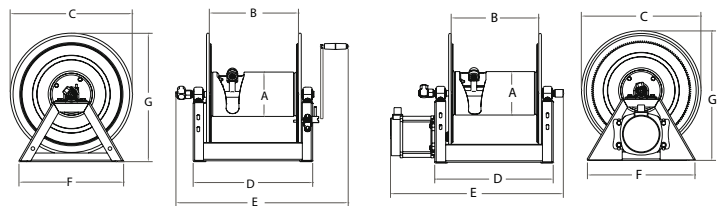
MOTORS DRIVEN MODELS // Add the suffix to hand crank models above

Suffix #	Motor Type	Description	Extra KG
A	AIR #4 GAST	Comp. Air Motor	4
E	ELECTRIC - 12V DC	1/3 HP	6
EB	ELECTRIC - 24V DC	1/2 HP	12
ED	ELECTRIC Explosion Proof	1/2 HP	12
EA	ELECTRIC Explosion Proof - 115V DC	1/2 HP	12
H	HYDRAULIC	End Ported 9/16-18 UNF	3

PORTABLE CARTS & CARRY HANDLES

Model	Portable Cart for
PR-1125-6	1125-4-100 & 1125-5-50
PRP-1125-6	1125-4-100
PR-1125-12	1125-4-200
PRP-1125-12	1125-4-200

Model	Carry handles for
PR-1125-HC	1125-4-100 & 1125-5-50



DIMENSIONS

SIZE	A	B	C	D	Crank E	Elec E	Air E	F	Crank G	Elec G	Air G
1	159	152	445	289	552	467	419	385	460	476	476
2	159	305	445	441	705	619	264	385	460	476	476
3	159	457	445	594	857	770	728	385	460	476	476
4	159	610	445	746	1010	924	876	385	460	476	476
5	159	711	445	848	1111	1025	978	385	460	476	476
6	159	152	445	289	540	467	419	385	460	476	476
7	159	305	445	441	692	619	264	385	460	476	476
8	159	457	445	594	845	770	728	385	460	476	476
9	159	610	445	746	997	924	876	385	460	476	476
10	159	711	445	848	1098	1026	978	385	460	476	476
11	159	241	445	378	641	556	508	385	460	476	476
12	159	394	445	530	794	708	660	385	460	476	476
13	159	559	445	695	959	873	364	385	460	476	476
14	159	711	445	848	1111	1026	978	385	460	476	476

